


POHLAD ZHORA M 1:50

TOP ELEVATION
OBERANSICHT

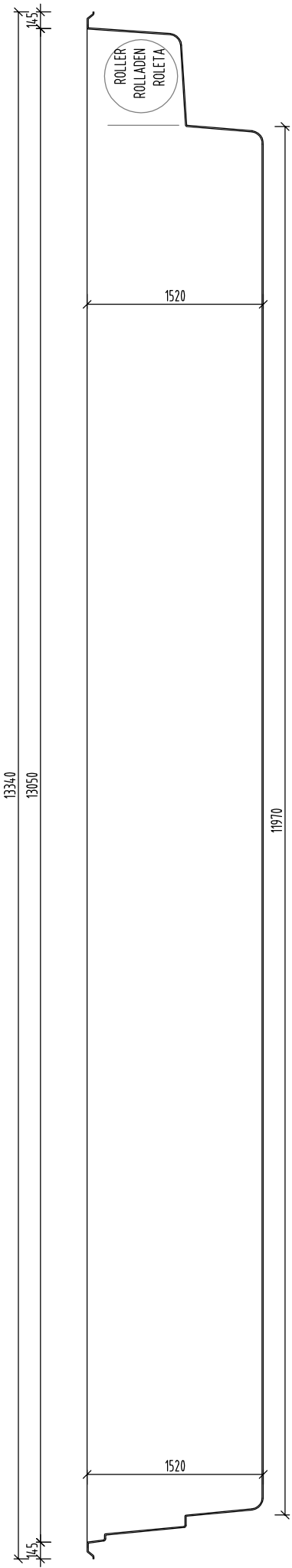
↑
REZ 1-1
SECTION
SCHNITT



↑
REZ 1-1
SECTION
SCHNITT

REZ 2-2 M 1:50


LONGITUDINAL SECTION
QUERSCHNITT



REZ 1-1 M 1:50

CROSS SECTION
QUERSCHNITT

↑
REZ 2-2
SECTION
SCHNITT



POZNÁMKA / NOTE / ANMERKUNG :

HRÚBKÁ STENY BAZÉNA JE CCA. 10 MM
TOLERANCIA PRESNOSTI 7 - 10 MM

THICKNESS OF THE SIDEWALL OF SWIMMING POOL IS APX. 10 MM.
MEASURED WITH TOLERANCE RATE 7 - 10 MM

DIE SCHWIMMBADWAND DUCKE IS CA. 10 MM.
DUCKENTOLERANZ IST 7 - 10 MM.

NÁZOV VÝKRESU:
DRAWING NAME:
ZEICHNUNG NAME:

**XL TRAINER 133
GEOMETRIA BAZÉNA
GEOMETRY OF SWIMMING POOL
SCHWIMMBAD GEOMETRIE**

COMPASS
CERAMIC POOLS EUROPE



www.compasspools.eu

KRESLIL: DRAWER / ZEICHNER:	ING. PETER KALETA	DÁTUM: DATUM / DATUM:	04/2014
MIERKA: SCALE/MASSTABE:	1:50	FORMÁT DRAWING FORMAT / ZEICHNUNG FORMAT:	A3
VERZIA: VERSION: VERSION:	2	ČÍSLO DRAWING NUMBER: ZEICHNUNG NUMBER:	1